

GRAFFITI

DISCLAIMER

THIS BOOK IS A WORK OF FICTION
BASED ON MATERIAL GATHERED
AROUND THE INTERNET. IT DOES
NOT PROMOTE ANY ILLEGAL
ACTIVITY INCLUDING VANDALISM
AND TRESPASSING.

PLEASE ACT WISELY.

A handwritten signature in black ink, appearing to read "Zina 2017", with a long horizontal line extending from the end of the signature.

TIPS FOR AEROSOL PAINT

SPRAY CANS SHAPED GRAFFITI INTO WHAT IT IS. THEY'RE FAST AND WORK ON EVERYTHING. A LOT OF PARAMETERS INFLUENCE THE OUTCOME: MOVEMENT, CAN BRAND, DISTANCE, SPEED, ALCOHOL, PRESSURE, CAPS, ETC.

SHAKE YOUR SPRAYS AND CHECK YOUR CAPS AT HOME.

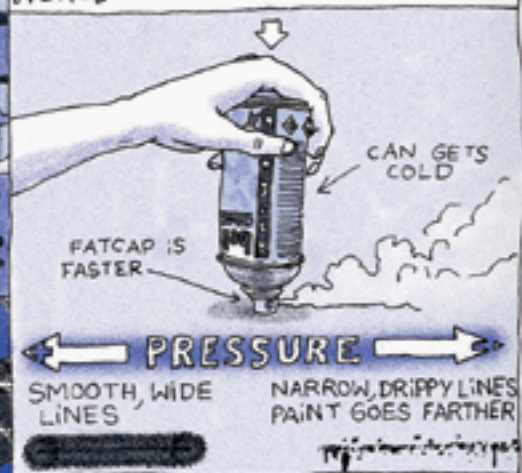
HOW FUNNY IS THAT?
MY CAP IS CLOGGED! DO
YOU HAVE A SPARE ONE?



REMOVE THE DOT OF A CAP TO MAKE A MINI EXTINGUISHER!



YOU CAN LOWER THE PRESSURE WHILE KEEPING THE PAINT. DOING SO WILL LEAD YOU TO A NEW WORLD OF EFFECTS AND TEXTURES.



YOU CAN PAINT STUFF BELOW YOU, BUT YOU HAVE TO KEEP THE CAN THE RIGHT WAY UP. IT CAN GO LIKE THIS:



THE STEM INSIDE THE CAN PROBABLY GOES OFF-CENTER. TILT THE CAN TO GET THE MOST OF IT.



USING SPRAY PAINT OFTEN, ESPECIALLY IN NON-VENTILATED AREAS, WILL RUIN YOUR HEALTH IN THE LONG RUN. WEAR A MASK.



IT REALLY SEEMS EMPTY THIS TIME? FIX THIS BY CRUSHING THE TOP OF THE CAN. MAGIC.



YOU CAN ALSO PIERCE YOUR CAN WITH A SHARP OBJECT.



PRACTICE YOUR HANDSTYLE EVERY DAY IN THE SHOWER'S MIST.



BACKPACKS



⊕ HANDS FREE!
⊖ NON DISPOSABLE
PRETTY SUSPICIOUS
ONCE IT'S TOO STAINED

PLASTIC BAGS:



⊖ NOISY
SOMETIMES TRANS-
ARENT, OR REVEA-
LING (ESPECIALLY
THAT ONE WITH YOUR
BOMB SHOP'S LOGO)

TOTE BAGS:



⊕ DISCREET
IDEAL WITH A
PACK OF 6 CANS

PAPER BAGS:



⊕ DISCREET
⊖ WON'T DO WELL
IN THE RAIN, OR IN
WET GRASS

DON'T PAINT OVER NUMBERS
ON A FREIGHT TRAIN. SOMEONE
WILL HAVE TO BUFF YOUR
PIECE TO WRITE IT AGAIN.



DETERMINE BEFOREHAND
WHERE ONE PIECE ENDS AND
WHERE THE NEXT ONE BEGINS.



WHEN THE METRO ARRIVES IN THE
STATION, EVERYONE LOOKS AT IT. DO
WHAT YOU WANT DURING THAT TIME.



GO FROM "TRESPASSER" TO
"WORKER" BY SLIPPING ON AN
ORANGE REFLECTIVE JACKET.



YOU CAN OPEN A LOT OF
INTERESTING STUFF WITH
PERFECTLY LEGAL TOOLS.



DESTROY A HARD DRIVE/USB
STICK BY MICROWAVING IT.



Stacy'S GUIDE TO INVISIBILITY

IF YOU WANT TO AVOID BEING SEEN, YOU HAVE TO BE CONSTANTLY AWARE OF YOUR SURROUNDINGS.



THINK ABOUT THE LIGHT: IF PEOPLE ARE IN A WELL-LIT AREA AND YOU ARE IN THE DARK, THEY WON'T SEE YOU UNLESS THEY'RE TRYING TO.



IF YOU CAN HIDE QUICKLY, YOU CAN PAINT FOR HOURS WITHOUT BEING CAUGHT: MOST PEOPLE DON'T NOTICE FRESH, UNFINISHED GRAFFITIS.



LOOKING LIKE A BORING PERSON IS GREAT. LOOKING LIKE YOU'RE DOING SOMETHING BORING IS EVEN BETTER.



TAGGING ON THE GROUND

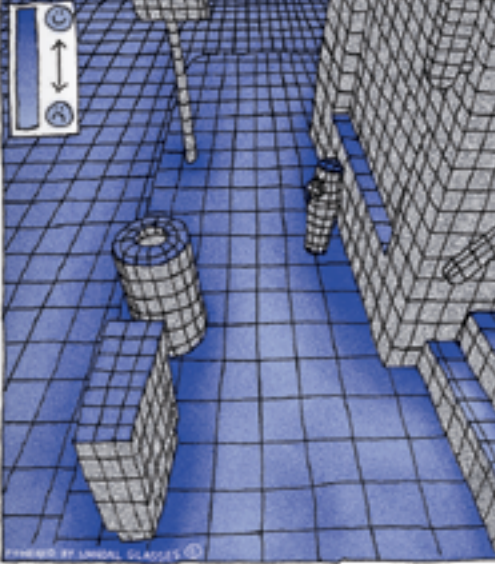
FIRST, FIND A BOTTLE WITH A GOOD FLOW CONTROL.



THEN JUST FILL IT WITH SOME GOOD QUALITY PAINT, FLUID ENOUGH TO FLOW, THICK ENOUGH SO IT DOESN'T SPREAD.



IF YOU WANT YOUR TAG TO LAST, YOU NEED TO DO IT WHERE PEOPLE WON'T WALK ON IT. LOOK FOR OBSTACLES.



BUT THESE SPOTS TEND TO BE DUSTY. MAKE SURE THE SURFACE IS CLEAN SO THE PAINT REALLY STICKS TO IT.




LOK'S TIPS FOR PAINT ROLLERS

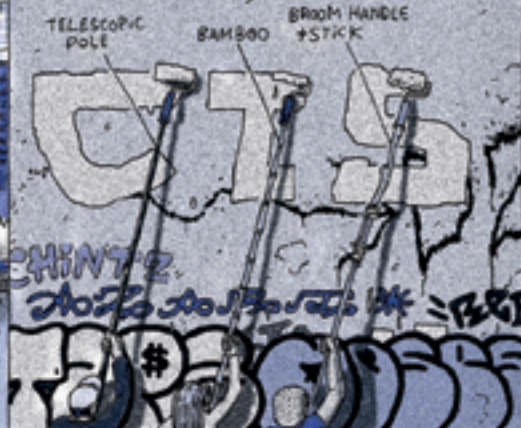

THE PAINT ROLLER IS ONE OF THE MOST EFFICIENT TOOLS ONE CAN GET. IT NEEDS MORE PLANNING THAN GRABBING A SPRAYCAN AND IS OFTEN MESSY, BUT IT WILL GET YOU ALL THE SPOTS ABOVE REACH OF THE ARM, FILLS FASTER, AND LASTS LONGER THAN ANYTHING

THE ONES MADE FOR ROUGH SURFACES WILL COVER ALMOST ALL WALLS WITH EASE, AND THEY NEED TO GET SOAKED IN PAINT LESS OFTEN. ON THE OTHER HAND, THEY ARE PRETTY ANNOYING TO CLEAN. (YOU CAN DO IT WHILE SHOWERING!)

IF YOU CAN'T GET YOUR HANDS ON A GOOD TELESCOPIC POLE, THERE ARE A LOT OF THINGS YOU CAN REPLACE IT WITH. TAPE AS MANY ADDITIONAL RODS AS YOU WANT AND/OR CAN.



YOU DON'T NEED A CAR TO CARRY ALL YOUR STUFF. AND BIKES DON'T HAVE PLATES!



BEST LEGAL OPTIONS TO GET PAINT ARE PROBABLY TO KEEP AN EYE OPEN FOR GARAGE SALES AND LIQUIDATIONS IN YOUR AREA. THE CHEAPEST PAINT OF THE STORE OFTEN DOESN'T LAST AS LONG AND TENDS TO FADE FASTER WHEN MIXED WITH DYE.

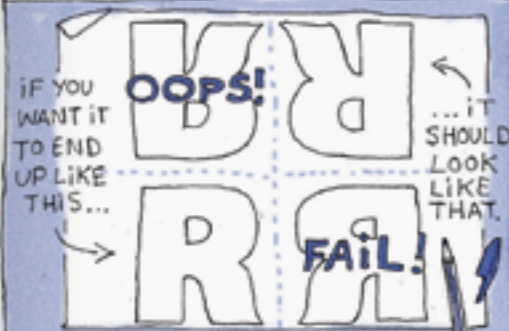


GUESS WHICH ONE IS MY FAVORITE:

ACRYLIC & GLYCERO

TO BE DILUTED OR CLEANED WITH:	GOOD OLD WATER	FUCKING WHITE SPIRIT
WILL IT LAST FOR YEARS IF UNTOUCHED?	TOTALLY	ABSOLUTELY
WHAT DOES IT FEEL LIKE?	PAINT	TOXIC GREASE
WHAT DOES IT SMELLS LIKE?	PAINT	IMMINENT DEATH
WILL IT FUCK UP YOUR ROLLER AND CLOTHES?	NOPE	DEFINITELY

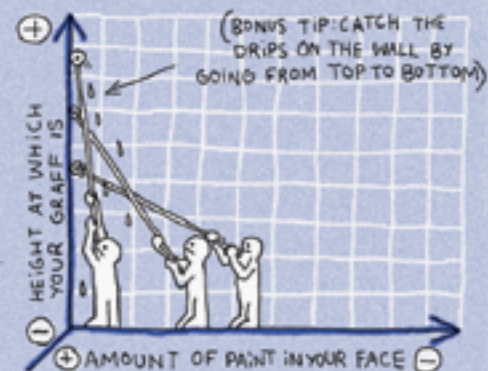
TO PAINT ANYTHING THAT'S BELOW YOURSELF FIRST BE SURE YOU KNOW EXACTLY HOW TO PICTURE YOUR LETTERS OR LOGO ROTATED 180 IN YOUR HEAD. IF YOU CAN'T, PRACTICE THAT ON PAPER.



IF YOU REALIZE YOU DON'T HAVE ENOUGH PAINT TO FINISH, YOU CAN ALWAYS ADD SOME WATER TO GET THE MOST OF YOUR PAINT. AND IT STARTS CLEANING YOUR STUFF.



THE ROLLER DILEMMA:



WHEN DOING IT ON A ROOFTOP, DON'T LEAN OVER THE EDGE BEYOND SHOULDER LEVEL. AND SOLIDLY TAPE YOUR ROLLER TO YOUR POLE. SHIT HAPPENS.



DON'T LET YOUR PAINT DRY WHEN YOU DON'T USE IT FOR A LONG TIME. POUR SOME WATER IN YOUR BUCKET, IT WILL EVAPORATE SLOWLY AND KEEP YOUR PAINT FRESH.



HIDE YOUR FACE EASILY:
ADJUST THE COLLAR OF A
T-SHIRT ON YOUR EYES, KNOT
THE SLEEVES BEHIND YOUR HEAD



CREATE OR RESTORE A SPOT
BY CLEARING THE WEEDS.



WEAR AN OLD HAT TO AVOID
GETTING PAINT SPLASHES IN
YOUR HAIR AND EYES.



ABOUT TO GET CAUGHT BUT YOU
STILL HAVE SOME TIME? MAKE
YOUR PIECE ILLEGIBLE AND TELL
THE COPS IT'S ABSTRACT!



WHEN ABANDONED HOUSES GET
DEMOLISHED, THE WALL THEY
SHARE WITH THE NEXT BUILDING
IS REVEALED TO EVERYONE.



TAPE A FEW PLASTIC BAGS TO
YOUR FEET TO KEEP THEM DRY
WHILE PAINTING IN A WET AREA.



KEEP YOUR BACK STRAIGHT
WHILE DOING A HUMAN LADDER.



LOVE TAGGING IN TOILETS BUT
MEAN PEOPLE KEEP BUFFING IT?
JUST DO A TINY TAG AT EYE
LEVEL BETWEEN THE TILES.




MULTICOLORED STREAKERS!

GET STREAKERS OF DIFFERENT COLORS AND PUT THEM IN THE FRIDGE.




(TRY TO USE THE SAME BRAND)

SPLIT THE COLORS LENGTHWISE AND SWAP THEM



EMPTY THEM, THEN CUT THAT PLASTIC THING AT THE BOTTOM.



SLOWLY PUT EVERYTHING BACK IN WHILE TWISTING THE BASE. USE THE INNER CAP IF THERE'S ONE.



(OF COURSE, THIS ALSO WORKS WITH MORE THAN 2 COLORS)


Wiz

LEE'S GUIDE TO PHOTOGRAPHY

OR "HOW TO BE SURE TO GET A DECENT PICTURE OF YOUR PIECE WHILE BEING AWFUL AT HANDLING A CAMERA"


DON'T FACE YOUR PAINTING WHILE SHOOTING IN THE DARK OR THE FLASH WILL GET REFLECTED IN WET PAINT.

IN OUR GOLDEN AGE OF DIGITAL PHOTOGRAPHY, YOU CAN TAKE 50 PICTURES OF SOMETHING, JUST TO KEEP THE BEST ONE.



IF SOMEONE ENDS UP WATCHING YOUR PICTURES TRYING TO FIGURE OUT WHAT YOU DID, IT'S BEST TO HAVE PHOTOGRAPHED SOME NEARBY GRAFFITI'S BEFORE.

TO PREVENT SUCH A THING FROM HAPPENING, YOU CAN HIDE YOUR SD CARD ONCE YOU HAVE YOUR PICTURE.



LOI@'S GUIDE TO GARDEN SPRAYER

I THINK THE GARDEN SPRAYER IS ONE OF THE GREATEST GRAFFITI WRITING TOOLS. IT'S CHEAP, VERSATILE, ODORLESS, LIGHT, SILENT, IT FITS IN A BAG AND NEVER RUNS OUT OF PRESSURE.

STEP 1: GET ONE

MY FAVORITE KIND OF SPRAYER LOOKS LIKE THIS. I'VE TRIED BIGGER ONES (WITH A HOSE) AND FOUND THEM TO BE LESS RELIABLE IN TERMS OF POWER AND PRECISION (WATER PISTOLS WORK TOO)



THE NOZZLE ALLOWS YOUR LINE TO GO FROM THE WIDEST FATCAP TO A NARROW STREAM WHICH CAN REACH A HEIGHT OF 7 METERS. ADJUST THE PRESSURE TO FIT YOUR NEEDS.



STEP 2: WORK ON IT

THE BEST WAY TO IMPROVE YOUR AIM IS TO FILL YOUR SPRAYER WITH WATER, GO ON A WALK AND PRACTICE ON ANY WALLS YOU FIND. IT'S AS HARMLESS AS A LIGHT RAIN AND A PRETTY FUN THING TO DO



STEP 3: FILL IT

THIS TOOL WILL BASICALLY SPRAY ANY LIQUID YOU PUT IN IT. THE EASIEST WAY IS TO KEEP YOUR MIX WATER BASED. TAKE A BIG BOTTLE, PUT YOUR STUFF IN IT, AND SHAKE.



PROPORTIONS MAY VARY. JUST KEEP YOUR MIX LIQUID AND AVOID ANY SOLID LUMPS AS THEY CAN CLOG UP THE FILTER AT THE END OF THE STEM



STEP 4: CLEAN
CLEAN YOUR SPRAYER AFTER EACH USE. SPRAY SOME WATER WITH IT TO MAKE SURE IT WORKS. KEEP IT HAPPY AND IT WILL BE AT YOUR SIDE FOR YEARS.



DO:
CHOOSE A WALL THAT WILL ABSORB YOUR PAINT WELL.



WAIT A LITTLE FOR YOUR FILLING TO DRY WHEN OUTLINING A ROLLER PIECE.



DON'T:
GET YOUR STREAM CLOSE TO HIGH VOLTAGE CABLES. YOU WOULDN'T PISS ON AN ELECTRIC FENCE, RIGHT? THIS IS WAY WORSE.



USE YOUR SPRAYER WHEN IT'S RAINING OR WINDY ON YOUR SPOT.



BARBED WIRE IS 80% REGULAR WIRE.



IF YOU FORGOT YOUR MASK, BREATHE THROUGH THE NOSE. IT WILL FILTER A (SMALL) PART OF WHAT GETS IN YOUR LUNGS AND MAKE COOL ABSTRACT COMPOSITIONS LATER.



NATIONAL HOLIDAYS, FOOTBALL MATCHES, AND STRIKES ARE GOOD OPPORTUNITIES TO GO WHERE NOBODY IS WATCHING.



DOUBLE STANDS ARE USEFUL.



DON'T WEAR BACKPACKS ON LEDGES.



HOLD YOUR BAG OF CANS WITH A BENT ARM TO AVOID MAKING ANY NOISE.



WILL ANYONE BOTHER TO CHECK IF YOU ACTUALLY HAVE PERMISSION?



FORGOT YOUR SCHOOL LOCKER KEY AND MATH CLASS IS STARTING?




LOLO'S "DISPOSABLE" EXTINGUISHER

FIND AN EXTINGUISHER THAT LOOKS LIKE THIS. MAKE SURE IT'S NOT EMPTY AND STILL FUNCTIONAL.



OPEN IT WITH ONE OF THESE TOOLS:



EMPTY IT. IF IT'S FULL OF WATER, ANY SINK WILL DO, BUT IF IT'S THE POWDER KIND, DO IT OUTSIDE. REALLY.



FILL IT BACK WITH DILUTED ACRYLIC. (SEE GUIDE TO GARDEN SPRAYER)



SCREW BACK THE TOP TIGHTLY, SHAKE WELL, REMOVE THE PIN, PULL THE HANDLE TO PRESSURIZE IT, ENJOY.



OF COURSE, DON'T USE IT IN THE WIND OR THE RAIN.



TIPS ABOUT WEATHER


YOU CAN WALK ON WATER... IF THE ICE IS THICK ENOUGH.



THE SHITTIER THE WEATHER, THE LESS PEOPLE ARE OUTSIDE.



HEAVY FOG IS YOUR FRIEND.



NOT EVERY PAINT WILL RESIST TO SUN, RAIN, AND TIME.




IF YOU PAINT ON SOMETHING FROZEN, YOUR PAINTING MAY MELT WITH THE ICE.



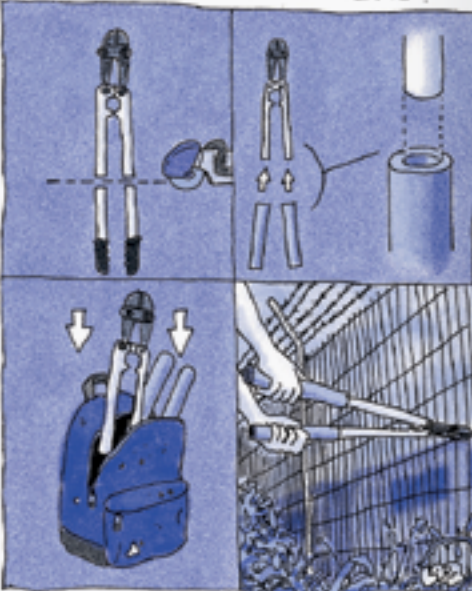
REMEMBER THAT PEOPLE CAN FOLLOW YOUR STEPS IN THE SNOW.



USE A STRONG MAGNET TO MUTE THE METAL BALL INSIDE A CAN OR A MARKER.



PACKABLE BOLT CUTTERS!




TO KNOW IF SOMEONE IS MONITORING A CCTV CAMERA IN A FORBIDDEN AREA, YOU CAN WAIT IN PLAIN SIGHT AND SEE IF ANYTHING HAPPENS.



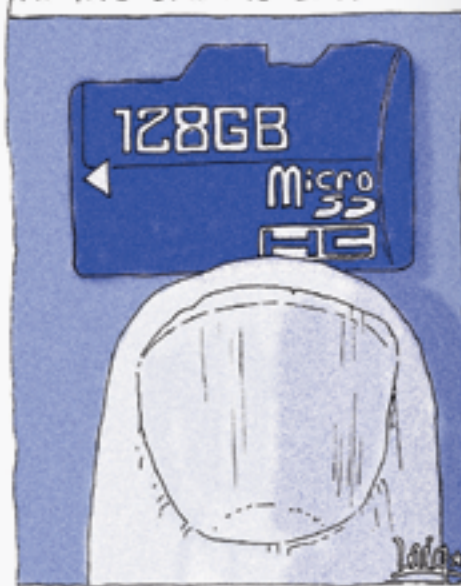
TURN YOUR SHIRT INSIDE OUT BEFORE PAINTING, TO STAIN IT ON THE HIDDEN SIDE.



TELESCOPIC LADDERS WILL GET YOU ANYWHERE YOU WANT TO GO.




HIDING DATA IS EASY.



SHIT HAPPENS. CONSIDER THESE WIPING OPTIONS:



LABEL YOUR CANS WHEN YOU USE A LOT OF COLORS IN THE DARK.



GUIDE TO ROOFTOPS

ROOFTOPS ARE AN AMAZING WAY TO GIVE YOUR NAME A LOT OF VISIBILITY. MOST OF THE JOB IS TO FIGURE OUT HOW TO GET THERE.

SOMETIMES YOU CAN JUST CLIMB ON STUFF. KNOW YOUR OWN ABILITIES AND LIMITS. OR BRING A LADDER.

SCAFFOLDINGS ARE AWESOME, BUT MOVING SILENTLY IN ONE IS AN ART IN ITSELF. SINCE PEOPLE TEND TO FREAK OUT WHEN YOU PASS BY THEIR WINDOW AT 4 AM, BE POLITE: DON'T GET NOTICED.



OF COURSE, YOU CAN JUST CLIMB THE STAIRS AND LOOK FOR AN ACCESS. THERE ARE A LOT OF MORE OR LESS SUBTLE WAYS TO GET PAST THE DOOR:

IN FRANCE, YOU CAN OPEN A LOT OF RESIDENTIAL BUILDINGS WITH A POSTMAN KEY. IF YOU DON'T HAVE ONE, YOU CAN ALSO REMOVE THE INTERCOM COVER AND PULL A TRIGGER THAT WILL OPEN THE DOOR.

GUESS THE ENTRY CODE BY TRYING ALL THE COMBINATIONS FROM THE MOST USED KEYS. EXAMPLE:



TRY:	
2689	8269
2698	8296
2896	8629
2869	8692
2986	8926
2968	8962
6289	9268
6298	9286
6829	9628
6892	9682
6928	9826
6982	9862

...OF COURSE, LOOKING AT SOMEONE ENTERING THE CODE HELPS.

MOST OTHER TACTICS ARE RATHER OBVIOUS, BUT STILL WORK: BLOCK THE DOOR WITH YOUR FOOT AFTER SOMEONE ENTERS. RING RANDOM PEOPLE AND TELL A BULLSHIT STORY.



SOMETIMES, DOORBELLS DIRECTLY OPEN THE LOCK!

AND THERE'S ALWAYS THE SIMPLE WAY. AIM NEAR THE HANDLE, TRY NOT TO DAMAGE THE DOOR (YOU ANIMAL.)



CONGRATULATIONS! YOU MADE IT TO THE TOP! SINCE YOU LIKELY CAN'T ESCAPE, YOU SHOULD WAIT UNTIL YOU'RE SURE NOBODY CALLED THE COPS BEFORE DOING ANYTHING. THAT'S ALSO AN EXCELLENT EXCUSE TO RELAX AND ENJOY THE VIEW. YOU EARNED THIS.



EVER HEARD THAT STORY OF THE WRITER WHO DIED TRYING TO PAINT A ROOFTOP? THAT'S BECAUSE IT SADLY HAPPENS ALL THE TIME. AVOID A STEEP ROOFTOP IF IT'S MOSSY OR THERE'S A CHANCE OF RAIN. EVEN WHEN IT DOESN'T LOOK OLD OR FRAGILE, YOU SHOULD TRY TO UNDERSTAND ITS STRUCTURE, AND WALK ABOVE THE BEAMS. YOU CAN ALSO WALK ON ALL FOURS AND SECURE YOURSELF WITH A ROPE.



IF YOU KNOW WHERE A WRITER LIVES OR WORKS, YOU KNOW WHERE TO PUT YOUR NAME FOR HIM TO SEE IT.



THERE'S A BIG DIFFERENCE BETWEEN A CLOSED AND A LOCKED SHUTTER.



CHROME CATCHES THE LIGHT AND COVERS BETTER THAN ANY OTHER COLOUR.



GOOGLE MAPS.



USE A SMALL COIN TO REMOVE THE STUCK LID OF A CAN OF PAINT.



FLUO FADES PRETTY FAST.



CLIMBING OVER OBSTACLES IS NOT ALWAYS THE EASIEST WAY.



DON'T BLINDLY FOLLOW TIPS FROM FANZINES. ANYONE CAN WRITE THESE.



TIPS FOR TRAINS & METROS:

PAINTING TRAINS AND SUBWAYS IS A FUN ACTIVITY FOR PEOPLE WHO WANT TO RUN AWAY FROM SECURITY DOGS, DODGE CAMERAS, DIE ACCIDENTALLY, OR BE WOKEN UP BY A POLICE SEARCH.

PHYSICAL DANGERS THAT ACTUALLY KILL PEOPLE EVERY YEAR

HIGH TENSION LINES: AS TEMPTING AS IT SEEMS, DON'T GET ON TOP OF THE TRAIN (OR ANYWHERE NEAR THESE)



HITTING AN UNMOVING OBJECT (TUNNEL, TREE...) WHILE TAGGING THE CARRIAGE FROM THE WINDOWS AS THE TRAIN MOVES.

THROW A ROCK NEAR THE TRAIN TO SEE IF ANYTHING REACTS.



GO INSIDE THE WAGONS TO SEE IF THERE'S ANYBODY WAITING FOR YOU THERE.



THE TRAIN ITSELF: THE DRIVER CAN'T STOP INSTANTLY. JUST AVOID LIVE TRACKS, SOMETIMES YOU DON'T HEAR IT COMING.

(NO, THIS WEIRD TRAIN/SUBWAY DOESN'T ACTUALLY EXIST)

THIRD RAIL: JUST LIKE HIGH TENSION LINES, BUT ON THE GROUND. BOTH CAN KILL YOU JUST BECAUSE YOU ARE STANDING TOO CLOSE. DON'T PISS ON IT, OBVIOUSLY.

GET TO KNOW HOW THINGS WORK. SCOUT THE RAILROADS, USE TIMETABLE APPS, OBSERVE.



PUT A BIKE LOCK ON THE ACCESS SECURITY WOULD USE TO CATCH YOU!



PERMANENT TAGS-ACIDS & SCRATCHING

⚠️ THESE PAGES HAVEN'T EVEN BEEN PROOFREAD BY AN ACTUAL CHEMIST. ALSO, EXPOSING PEOPLE TO HARMFUL PRODUCTS IS A DICK MOVE. THANKFULLY, NO ONE IS STUPID ENOUGH TO TAKE SUCH LEGAL AND PHYSICAL RISKS. ⚠️

GLASS ETCHING

YOU DON'T NEED ACTUAL HYDROFLUORIC ACID TO ETCH GLASS. WHICH IS GOOD, BECAUSE NO ONE LIKES TO MELT.

1 MINUTE AFTER

HA! I'M FINE.



5 WEEKS LATER

BONES, ORGANS AND SKIN ARE OVERRATED ANYWAY.




GLASS ETCHING CREAMS OR LIQUIDS ARE EASIER TO FIND. THEY CONTAIN AMMONIUM OR POTASSIUM BIFLUORIDE, WHICH ARE RELATED TO HF ACID AND SAID TO BE SAFER. I'M NOT SURE ABOUT THAT, AND I WON'T DO THE EXPERIMENT.

(THESE BRANDS ARE PURE FICTION)



LIQUIDS ARE USUALLY SOLD DILUTED BUT CAN BE CONCENTRATED BY EVAPORATION. STOP BEFORE IT MAKES CRYSTALS OR GELIFIES.



CREAMS CAN BE USED WITH Q-TIPS, BRUSHES, ETC. THE WARMER THE WEATHER, THE BETTER THEY SEEM TO WORK.



HF ACID BURNS ARE TREATED WITH CALCIUM GLUCONATE. GET SOME CREAM BEFORE ANYTHING BAD HAPPENS.



IT'S EASY TO FAKE THE ASPECT OF GLASS ETCHING WITH CANDLE WAX. THESE TAGS CAN ACTUALLY STAY UP FOR A LONG TIME.



METAL ETCHING

IT IS POSSIBLE TO STAIN METALS WITH HYDROCHLORIC ACID. THE ONE FOUND IN REGULAR STORES IS USUALLY TOO DILUTED, THOUGH.

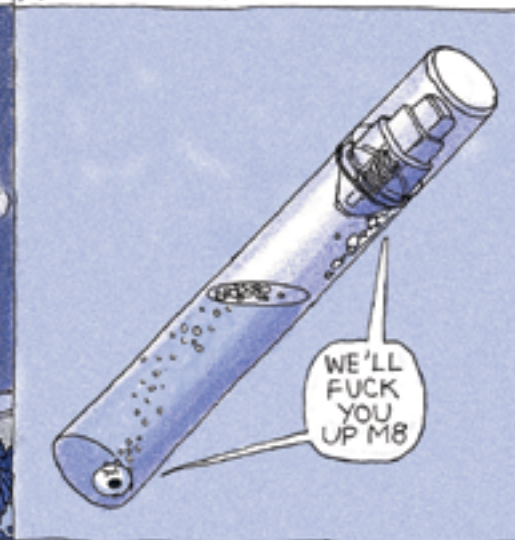
SOME MIX IT WITH BLEACH. WHILE THIS METHOD GIVES RESULTS, IT ALSO CREATES CHLORINE GAS. YOU DON'T WANT TO BREATHE CHLORINE GAS.



IF YOU EVER CONSIDER HEATING UP ANY CHEMICALS, DO IT OUTSIDE, AND STAY AWAY FROM THE FUMES.



IF YOU PUT HC ACID IN A MARKER, MAKE SURE THERE'S NO METALLIC PART IN IT, LIKE A SPRING OR A SMALL BALL.



SCRATCHING

SCRATCHING IS OFTEN UGLY OR UNREWARDING, BUT IT CAN BE MADE WITH ANYTHING, ON ANYTHING, AND COSTS NOTHING.

ON METALLIC SURFACES, MAKE LINES PERPENDICULAR TO THE LIGHT SOURCE SO THEY'RE BRIGHTER.



PDF EDITION

2017

THIS PROJECT WAS STARTED IN AUGUST 2015 ON
<http://graffi-tips.tumblr.com>

SHARING IS CARING!

